

ICT: Signing up to Daymap Parent Portal

Daymap Parent Portal is an extension of the Daymap Learning Management System which provides parents with access to key school and student information both at home and on the go.


You can access the Parent Portal from the Wirreanda Secondary School's website:

www.wirreandasecondary.sa.edu.au

- 1) From the Wirreanda Secondary Schools website, click on '**DayMap**' from the top navigation bar



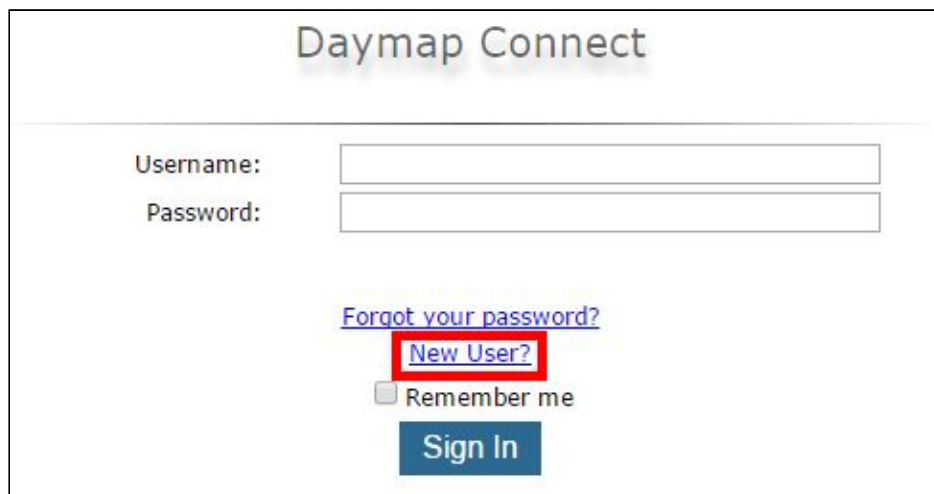
- 2) On the next screen you need to click on '**PARENT'S PORTAL**'



- 3) This will take you to the login page.

If you are a new user, follow the next steps. Otherwise, you would login using your existing details.

- 4) New users will need to click on '**New User?**'



Daymap Connect

Username:

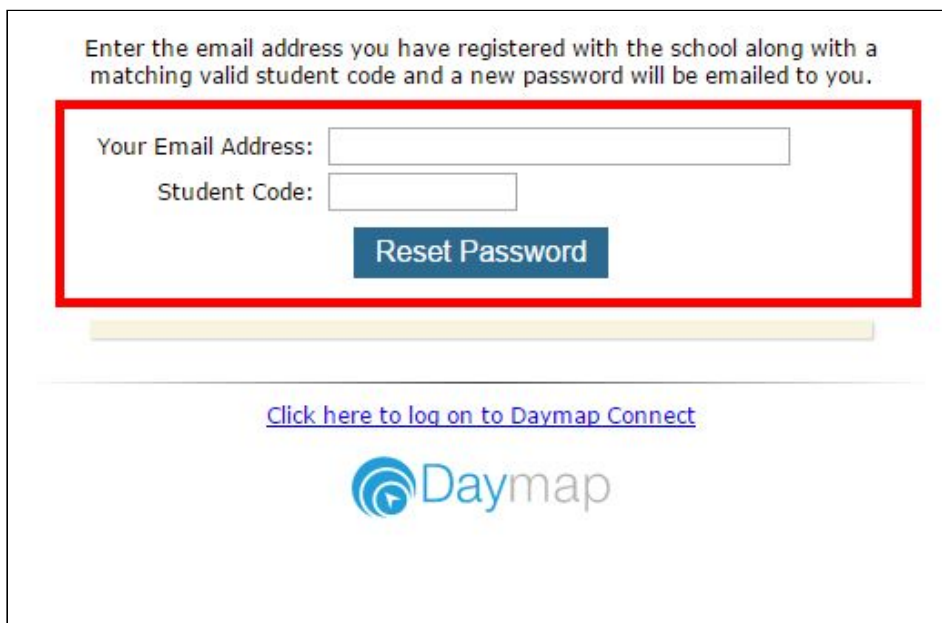
Password:

[Forgot your password?](#)

[New User?](#)

Remember me

- 5) On the new window, you will need to enter your **email address** - In the **'Your Email Address:'** field.
- 6) Next, you will need to enter your child's **Student ID Number** - In the **'Student Code:'** field.
- 7) Afterwards, click on **Reset Password**.




Enter the email address you have registered with the school along with a matching valid student code and a new password will be emailed to you.

Your Email Address:

Student Code:

[Click here to log on to Daymap Connect](#)



- 8) Once you have entered your details and clicked **Reset Password**, an email will be sent to you instantly containing your **username** and a link to set your own **password**. You will then use these details to log into the DayMap Parent Portal.