

Learner Profile Interviews: *Building a profile for every learner*

Dear Parents and Caregivers of future Wirreanda Secondary School Learners,

At Wirreanda Secondary School we believe the key to a successful transition from primary to secondary school is acknowledging that every young person is an individual with unique passions, skills and learning needs, which must be embraced, understood and nurtured. Getting to know each future Wirreanda Secondary School Learner on an individual basis, prior to our full day transition day on Thursday 28 November, is our goal. We invite parents and caregivers to help build our understanding of your learner with our *Learner Profile Interviews* (LPis).

The Learner Profile Interviews will be held during week 2 of Term 4, on Monday 21 October between 3.30pm and 7.30pm. The scheduled 30 minute interview will be a fantastic opportunity for you and your learner to meet with a staff member at Wirreanda Secondary School to answer a range of questions. The information gathered from these interviews will be the basis for developing a valuable and holistic resource for the 2020 teachers and support staff, so that they can successfully support your young person at secondary school from the very beginning.

In addition to the *Learner Profile Interviews*, there will be information stands about uniform including voting for the 2020 year 7 jumper design, the Specialist Sports Course (SSC) and the BYOD (bring your own device) program. Support provider Life Without Barriers will also be present to assist with NDIS and the Smith Family. Included with this letter is a Course Card for you and your young person to read, research and discuss prior to your LPI appointment. The enrichment subject selections will occur on the evening of your LPI appointment. A panel of specialist teachers will be available to provide assistance through this process.

Please see outlined below the process for making your appointment online and if you have any questions or concerns please contact the school on (08) 8329 7200.

Yours sincerely,



Caroline Fishpool
Principal



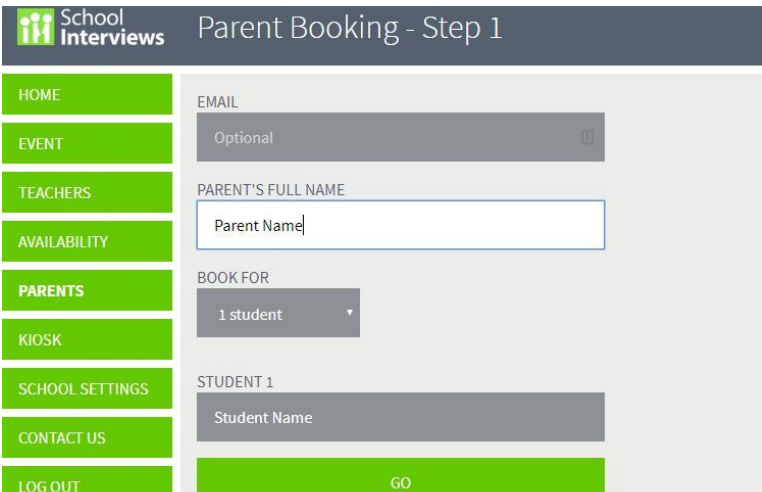
Katrina Axford
Middle Years Senior Leader



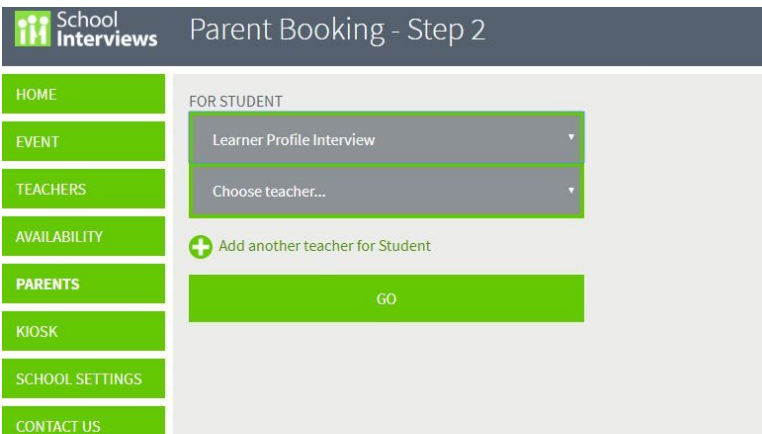
Briony Steele
Transition & Year Level Leader

The process for making your online appointment is as follows:

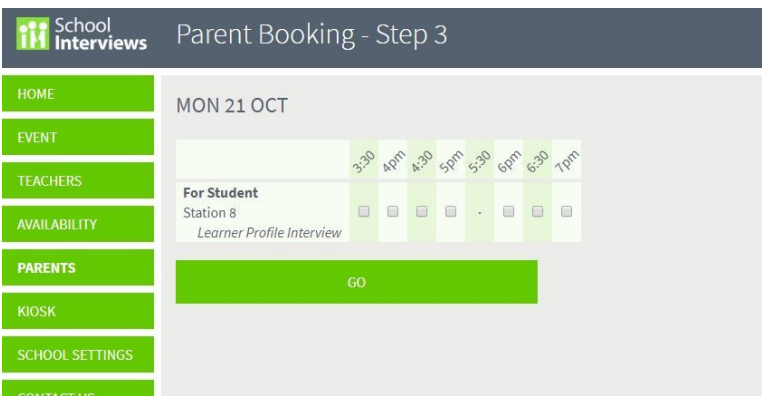
1. Go to <https://www.schoolinterviews.com.au/>
2. Enter the code **wqfvw** and click “GO”

3. The screenshot shows the 'Parent Booking - Step 1' page. On the left is a vertical menu with buttons for HOME, EVENT, TEACHERS, AVAILABILITY, PARENTS, KIOSK, SCHOOL SETTINGS, CONTACT US, and LOG OUT. The main content area has a dark header with the School Interviews logo and the title 'Parent Booking - Step 1'. Below the header are several input fields: 'EMAIL' with a placeholder 'Optional', 'PARENT'S FULL NAME' with a placeholder 'Parent Name', 'BOOK FOR' with a dropdown menu set to '1 student', and 'STUDENT 1' with a placeholder 'Student Name'. A green 'GO' button is at the bottom right.

Enter your email address
Enter your full name
Select how many students (if there are siblings) to make appointments
Enter student(s) name(s)
Click 'Go'

4. The screenshot shows the 'Parent Booking - Step 2' page. The left menu is the same as in Step 1. The main content area has a dark header with the School Interviews logo and the title 'Parent Booking - Step 2'. Below the header are two dropdown menus: 'FOR STUDENT' with 'Learner Profile Interview' selected, and 'Choose teacher...'. There is a green plus icon and the text 'Add another teacher for Student'. A green 'GO' button is at the bottom right.

There are 14 Interview Stations with appointment times available between 3:30pm -7:00pm
Select any station
Station No. 5-14 'Learner Profile Interview' or, for students enrolled in the Specialist Sports Course select from any **Station No. 1-4 SSC 'SSC Learner Profile Interview'** Click 'Go'

5. The screenshot shows the 'Parent Booking - Step 3' page. The left menu is the same. The main content area has a dark header with the School Interviews logo and the title 'Parent Booking - Step 3'. Below the header, it says 'MON 21 OCT'. There is a table of appointment times: 3:30, 4pm, 4:30, 5pm, 5:30, 6pm, 6:30, 7pm. Below the table, it says 'For Student Station 8 Learner Profile Interview'. A green 'GO' button is at the bottom right.

Select your appointment time(s) and click 'Go'

6. Print or keep a record of your booking.
An email notification will be sent and you can reschedule your booking at any time, by logging back into School Interviews or via the link in the confirmation email.

If you do NOT have access to the internet to make your booking, you can phone the school on 8329 7287 to make an appointment time.